


Thankyou for investing in our NEO FLASH series.

The Neo-Flash 150 features 396 high powered SMD 5050's over 3 arrays which allows for unique multi directional strobe effects. Designed from the ground up, the Neo-Flash 150 gives you a dynamic edge over traditional strobe systems. With correct operation procedures this fixture will provide many years of service to you. Please read this manual before operating to ensure safety and keep a copy for your future reference.

TECHNICAL SPECIFICATIONS

POWER	90-260VAC 50/60HZ
POWER CONSUMPTION	165 WATTS
FUSE	2A-250/5A-125V
LIGHT SOURCE	396 x SMD 5050
COLOUR TEMPERATURE	7000K
CONTROL	DMX,AUTO,SOUND,MASTER/SLAVE
DMX CHANNELS	5
DIMENSIONS	L365 x W209 x H210MM
NET WEIGHT	5.2Kg



NEO-NEON ENTERTAINMENT DIVISION
Non-Neon LED Lighting International LTD
Dang He Town, He Shan City
Guangdong, P.R.C. 528728

NEO FLASH

! SAFETY FIRST

- THIS LIGHT IS INTENDED FOR INDOOR AND UNDER ADEQUATELY PROTECTED STAGES.
- DO NOT POWER IT ON WHEN THE PRODUCT IS IN THE PACKAGE. ENSURE ADEQUATE VENTILATION PRIOR TO OPERATION.
- ENSURE THE UNIT'S POWER SUPPLY AND PLUG ARE ADEQUATELY GROUNDED. FAILURE TO DO SO CAN RESULT IN ELECTRICAL SHOCK AND POSSIBLE ELECTROCUTION.
- DO NOT ATTEMPT TO REPAIR THE UNIT UNLESS YOU ARE COMPETENT TO DO SO. IF IN DOUBT SEEK PROFESSIONAL HELP.
- THIS IS A STROBE LIGHT, THEREFORE IT MAY INDUCE SEIZURES WITHIN PEOPLE WITH EPILEPSY. PROVIDE ADEQUATE WARNINGS IF OPERATING IN PUBLIC AREAS.
- DO NOT LOOK DIRECTLY INTO THE LIGHT SOURCE AS IT MAY CAUSE DAMAGE TO YOUR EYES.

WHATS INCLUDED-CHECK YOUR CONTENTS

(A) NEO FLASH 150	(C) SET OF POWERCON BLUE/WHITE
(B) HANGING BRACKET	(D) SAFETY CABLE

GETTING STARTED-CONTROL SELECTION


PLEASE REFER TO THE TABLE BELOW TO SELECT YOUR REQUIRED MODE TO CONTROL.

DMX	ENSURE DIP SWITCHES 9+10 ARE SET TO OFF POSITION ADDRESS YOUR FIXTURE ACCORDING TO YOUR CONSOLES PATCH.	AUTO	SET DIPSWITCH ACCORDING TO TABLE X
AUDIO	SET DIP SWITCH 9 TO ON AND ADJUST POTENTIOMETER TO SUIT YOUR PREFERENCE TO MIC SENSITIVITY	MASTER SLAVE	SET DIPSWITCH ACCORDING TO TABLE X FOR MASTER AND CONNECT DMX CABLE TO SLAVE UNITS.

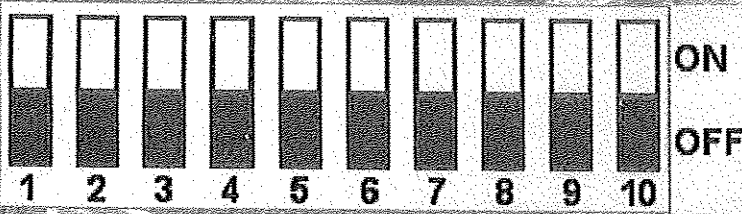
NEO-NEON ENTERTAINMENT DIVISION
 Neo-Neon LED Lighting International LTD.
 Bang He Town, He Shan City
 Guangdong, P.R.C. 528728

NEO FLASH

INTERFACE



DIPSWITCH 101 there was a time when we all addressed lighting this way.



THE DIAGRAM ON THE LEFT ILLUSTRATES THE DIPSWITCH INTERFACE. IT ENABLES YOU TO SET THE OPERATING MODES AND ADDRESS THE FIXTURE FOR DMX CONTROL. EACH SWITCH REPRESENTS A VALUE SHOWN IN THE TABLE BELOW.

IF YOU WANT TO SET AN DMX ADDRESS YOU CALCULATE THE SWITCHES REEQUIRED TO GET TO THAT NUMBER AND SET THEM TO THE ON POSITION. E.G. ADDRESS#10 WOULD REQUIRE 4+2. ADDRESS 346 WOULD REQUIRE SWITCHES 9+7+5+4+2.

DIP SWITCH	1	2	3	4	5	6	7	8	9	10
DMX VALUE	1	2	4	8	16	32	64	128	256	MODE MODE

NEO-NEON ENTERTAINMENT DIVISION
 Neo-Neon LED Lighting International LTD.
 Dong He Town, He Shan City
 Guangdong, P.R.C. 528728

FLASH

DIPSWITCH 101 continued

DIPSWITCH SETTINGS 0=OFF 1=ON X=USER SET VALUE

DIPSWITCH	1	2	3	4	5	6	7	8	9	10
DMX	ASSIGN DMX ADDRESS WITH 1-9									0
AUTO	X	X	X	X	X	X	X	0	0	1
AUDIO	X	X	X	X	X	X	X	0	1	1

DMX CHANNEL MAP

DMX CHANNEL	FUNCTION	HEX VALUE	DESCRIPTION
1	INTENSITY A	000-255	LINEAR 0-100%
2	INTENSITY B	000-255	LINEAR 0-100%
3	INTENSITY C	000-255	LINEAR 0-100%
4	RATE	000-255	LINEAR 0-100%
5	DURATION	000-255	LINEAR 0-100%

NEO-NEON ENTERTAINMENT DIVISION
 Nan-Neon LED Lighting International LTD.
 Dong He Town, He Shan City
 Guangdong, P.R.C. 520728

NEO-FLASH

AUDIO/AUTO/SLAVE MODES

TO ENABLE AUDIO MODE, PUT DIPSWITCHES 9+10 TO THE ON POSITION

ADJUSTING THE LIGHTS RATE AND TIME CAN BE DONE IN THE FOLLOWING TABLES. WHEN RUNNING AUTO MODE YOU CAN SLAVE MULTIPLE UNITS SIMPLY BY LINKING TOGETHER WITH A DMX XLR CABLE. BOTH RATE AND DURATION CAN BE SET TO AUDIO, AUTO AND MASTER/SLAVE MODES.

AUTO MODE DIPSWITCH FLASH RATE SETTINGS X=RESERVED FOR TIME

DIPSWITCH	1	2	3	4	5	6	7	8	9	10
SPEED 8	0	0	0	X	X	X	0	0	0	1
SPEED 7	1	0	0	X	X	X	0	0	0	1
SPEED 6	0	1	0	X	X	X	0	0	0	1
SPEED 5	1	1	0	X	X	X	0	0	0	1
SPEED 4	0	0	1	X	X	X	0	0	0	1
SPEED 3	1	0	1	X	X	X	0	0	0	1
SPEED 2	0	1	1	X	X	X	0	0	0	1
SPEED 1	1	1	1	X	X	X	0	0	0	1

NEON ENTERTAINMENT DIVISION
 Neon LED Lighting International LTD.
 30 He Town, He Shan City
 Guangdong, P.R.C. 528728

NEO-FLASH

AUTO MODE DIPSWITCH FLASH DURATION SETTINGS X=RESERVED FOR RATE

DIPSWITCH	1	2	3	4	5	6	7	8	9	10
DURATION 6	X	X	X	0	0	0	0	0	0	1
DURATION 5	X	X	X	1	0	0	0	0	0	1
DURATION 4	X	X	X	1	1	0	0	0	0	1
DURATION 3	X	X	X	0	0	1	0	0	0	1
DURATION 2	X	X	X	1	0	1	0	0	0	1
DURATION 1	X	X	X	0	1	1	0	0	0	1

NEO-NEON ENTERTAINMENT DIVISION
Neo-Neon LED Lighting International LTD.
Gong He Town, He Shan City
Guangdong, P.R. CHINA 519200

NEO-FLASH

TROUBLESHOOTING

DMX NOT RESPONDING	ENSURE THE DIPSWITCH SETTINGS ARE CORRECT, NUMBER 10 SHOULD BE SET TO THE "OFF" POSITION.
NO POWER TO UNIT	CHECK THE POWERCON IS CONNECTED CORRECTLY, INSERT THE POWERCON AND TWIST IT APPROX TEN DEGREES, IT SHOULD "CLICK" INTO POSITION.
STROBE TURNS ON AND OFF WITHOUT CONTROL WHEN IN DMX	ENSURE YOUR DMX NETWORK IS TERMINATED AT THE END OF THE CHAIN WITH AN XLR TERMINATION PLUG. CHECK YOUR CABLES.

CLEANING AND MAINTENANCE

We recommend periodic maintenance to make ensure your fixture remains as good as the day you purchased it. Ensure ventilation points are free of blockages, such as dust, balloons and small children. Check this every month to prevent unit from overheating. This is crucial to maintain long life on your SMD array. Clean external housing once a month with a damp cloth, a small amount of household detergent can be used to remove buildup of oils such as glycol from fog machines. Clean toughened glass with a non scratch cloth and suitable glass cleaner, do not use a hammer. Do not use solvents or acid/alkaline solutions to clean, doing so will damage the fixture.

SUPPORT AND ENQUIRIES

EMAIL DLB@NEO-NEON.COM DLD@NEO-NEON.COM	PHONE +86 137 6072 6377	 WWW.FACEBOOK.COM/NEONEONENTERTAINMENT
--	-----------------------------------	--

NEO ENTERTAINMENT DIVISION
Neo-LED Lighting International LTD
Jing He Town, Ye Shen City
Guangdong, P.R.C. 529728